



Eco & Co

L'application qui va vous simplifier la vie !

Ronan Ibrahim Auguste Martin Kylian Meïdine Camille



Où, quand, comment ?





Plein d'évènements !!





Notre équipe...



Chef de projet



Team business model



Team technique



Team com





Partie business plan





Objectif non lucratif

Publicité

Dons



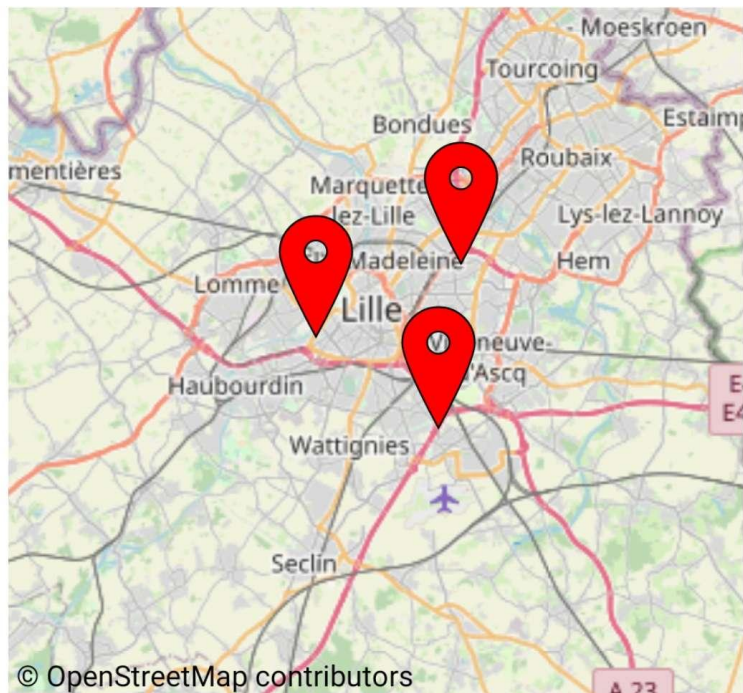


Partie technique



MIT
APP INVENTOR





INFO ECOLO DU JOUR

n'oubliez pas de trier les plastiques



Sun	Mon	Tue	Wed	Thu	Fri	Sat
1	2	3	4	5	6	7
8	9	10	11	12	13	14
15	16	17	18	19	20	21
22	23	24	25	26	27	28
29	30	31	1	2	3	4
5	6	7	8	9	10	11

15



10/08/2023



NOUS SOUTENIR !

VISONNER UN PUB

DONS



Eco&Co

Merci pour votre écoute

Instagram : [@eco_and_co](https://www.instagram.com/eco_and_co)



annexe



Palette

Search Components...

User Interface

- Button
- CheckBox
- DatePicker
- Image
- Label
- ListPicker
- ListView
- Notifier
- PasswordTextBox
- Slider
- Spinner
- Switch
- TextBox
- TimePicker
- WebView

Layout

Media

Drawing and Animation

Maps

Charts

Data Science

Sensors

Social

Viewer

Display hidden components in Viewer

Non-visible components

TinyDB1 TinyDB2 File1 Notifier1

Components

- InfoApp
 - Arrangement_vertical2
 - Image1
 - Arrangement_vertical1
 - Arrangement_horizont
 - dernier
 - suivant
 - ListView1
 - Message_nothing
 - Arrangement_horizonta2
 - Menu2
 - Calendrier2
 - Don2
 - TinyDB1
 - TinyDB2
 - File1
 - Notifier1

Rename Delete

Media

- Logo.png
- Logo_ecoco.jpg
- My_CSV.csv
- My_CSV_2_us.csv

Upload File ...

Properties

InfoApp (Form)

Appearance

AboutScreen

AlignHorizontal
Left : 1

AlignVertical
Top : 1

BackgroundColor
Default

BackgroundImage
None...

BigDefaultText

CloseScreenAnimation
Default

HighContrast

OpenScreenAnimation
Default

ScreenOrientation
Unspecified

Scrollable

ShowStatusBar

Title
InfoApp

TitleVisible

Palette

Search Components...

User Interface

- Button
- CheckBox
- DatePicker
- Image
- Label
- ListPicker
- ListView
- Notifier
- PasswordTextBox
- Slider
- Spinner
- Switch
- TextBox
- TimePicker
- WebView

Layout

Media

Drawing and Animation

Maps

Charts


Data Science

Sensors

Social

Viewer

Display hidden components in Viewer



Non-visible components

Clock1 Notifier1 TinyDB1 TinyDB2 File1

Components

- Calendar_APP
 - Arrangement_vertical2
 - Image1
 - varCalendar
 - harHeadings
 - Label1
 - Label2
 - Label3
 - Label4
 - Label5
 - Label6
 - Label7
 - harWeek1
 - Button1
 - Button2
 - Button3
 - Button4

Rename Delete

Media

- Logo.png
- Logo_ecoco.jpg
- My_CSV.csv
- My_CSV_2_us.csv

Upload File ...

Properties

Calendar_APP (Form)

Appearance

AboutScreen

AlignHorizontal: Center : 3

AlignVertical: Top : 1

BackgroundColor: Default

BackgroundImage: None...

BigDefaultText

CloseScreenAnimation: Default

HighContrast

OpenScreenAnimation: Default

ScreenOrientation: Unspecified

Scrollable:

ShowStatusBar:

Title: Calendar_APP

TitleVisible:

Palette

Search Components...

User Interface

- Button
- CheckBox
- DatePicker
- Image
- Label
- ListPicker
- ListView
- Notifier
- PasswordTextBox
- Slider
- Spinner
- Switch
- TextBox
- TimePicker
- WebView

Layout

Media

Drawing and Animation

Maps

Charts

Data Science

Sensors

Social

Viewer

Display hidden components in Viewer



Non-visible components

- TinyDB1
- TinyDB2
- File1
- Notifier1

Components

- InfoApp
 - Arrangement_vertical2
 - Image1
 - Arrangement_vertical1
 - Arrangement_horizont
 - dernier
 - suivant
 - ListView1
 - Message_nothing
 - Arrangement_horizonta2
 - Menu2
 - Calendrier2
 - Don2
 - TinyDB1
 - TinyDB2
 - File1
 - Notifier1

Rename Delete

Media

- Logo.png
- Logo_ecoco.jpg
- My_CSV.csv
- My_CSV_2_us.csv

Upload File ...

Properties

InfoApp (Form)

Appearance

- AboutScreen
- AlignHorizontal
 - Left : 1
- AlignVertical
 - Top : 1
- BackgroundColor
 - Default
- BackgroundImage
 - None...
- BigDefaultText
- CloseScreenAnimation
 - Default
- HighContrast
- OpenScreenAnimation
 - Default
- ScreenOrientation
 - Unspecified
- Scrollable
- ShowStatusBar
 - Checked
- Title
 - InfoApp
- TitleVisible
 - Checked

Palette

Search Components...

User Interface

- Button
- CheckBox
- DatePicker
- Image
- Label
- ListPicker
- ListView
- Notifier
- PasswordTextBox
- Slider
- Spinner
- Switch
- TextBox
- TimePicker
- WebView

Layout

Media

Drawing and Animation

Maps

Charts


Data Science

Sensors

Social

Viewer

Display hidden components in Viewer



Non-visible components

- ActivityStarter1
- ActivityStarter2

Components

- SoutienAPP
 - Arrangement_vertical2
 - Image1
 - Arrangement_vertical1
 - Label1
 - PUB
 - Bouton3
 - DONS
 - Arrangement_horizontal1
 - Menu
 - Calendrier
 - Don
 - ActivityStarter1
 - ActivityStarter2

Rename Delete

Media

- Logo.png
- Logo_ecoco.jpg
- My_CSV.csv
- My_CSV_2_us.csv

Upload File ...

Properties

SoutienAPP (Form)

Appearance

AboutScreen

AlignHorizontal: Left: 1

AlignVertical: Top: 1

BackgroundColor: Default

BackgroundImage: None...

BigDefaultText

CloseScreenAnimation: Default

HighContrast

OpenScreenAnimation: Default

ScreenOrientation: Unspecified

Scrollable

ShowStatusBar:

Title: SoutienAPP

TitleVisible:



Blocks

- Built-in
 - Control
 - Logic
 - Math
 - Text
 - Lists
 - Dictionaries
 - Colors
 - Variables
 - Procedures
- Screen1
 - Arrangement_vertical2
 - Image1
 - Arrangement_vertical1
 - Map1
 - Marker1
 - Marker2

Rename Delete

Media

- Logo.png
- Logo_ecoco.jpg
- My_CSV.csv
- My_CSV_2_us.csv
- Upload File ...

Viewer

```
when Menu1.Click
do open another screen screenName Screen1

when Don1.Click
do open another screen screenName SoutienAPP

when Calendrier1.Click
do open another screen screenName Calendar_APP

when LocationSensor1.LocationChanged
latitude longitude altitude speed
do call TinyDB2.StoreValue
tag longitude
valueToStore get longitude
call TinyDB2.StoreValue
tag latitude
valueToStore get latitude

to label_to_fichier
do initialize local Ligne to create empty list
in set Ligne to select list item list get global Table
index 1

initialize global Table to create empty list

initialize global index_table to 2

initialize global fichier to //My_CSV.csv

when Screen1.Initialize
do call File1.ReadFrom
fileName get global fichier

when File1.GetText
text
do set global Table to list from csv table text get text
call label_to_fichier
```

0 0
Show Warnings

Blocks

- Built-in
 - Control
 - Logic
 - Math
 - Text
 - Lists
 - Dictionaries
 - Colors
 - Variables
 - Procedures
- Calendar_APP
 - Arrangement_vertical2
 - Image1
 - varCalendar
 - harHeadings
 - Label1
 - Label2
- Media
 - Logo.png
 - Logo_ecoco.jpg
 - My_CSV.csv
 - My_CSV_2_us.csv
 - Upload File ...

Viewer

initialize global **DistanceMax** to 15

when **Slider1** .PositionChanged

thumbPosition

do set global **DistanceMax** to get thumbPosition

set **Label_slider** .Text to get thumbPosition

set **X** .Text to call TinyDB2 .GetValue tag latitude valueIfTagNotThere 0

set **Y** .Text to call TinyDB2 .GetValue tag longitude valueIfTagNotThere 0

to **buttons**

result initialize local **result** to create empty list

in do for each **week** in list call weeks

do for each **button** in list get week

do add items to list list get result

item get button

result get result

to **calendar_base** **date**

result call **Clock1** .Add Days

instant call **first_date_of_month** date get date

quantity neg call **Clock1** .Weekday instant call **first_date_of_month** date get date

to **click** **index**

do call get

date call **Clock1** .Add Days

instant call **calendar_base** date call **focus_date**

quantity get index

initialize global **Liste_Date_event** to create empty list

initialize global **Table** to create empty list

initialize global **fichier** to //My_CSV_2_us.csv

text

do set

for ea

do list

set **Global_date** .Text

to **color_buttons**

do for each **n** from 1 to length of list list call buttons by 1

do initialize local **date** to call **Clock1** .Add Days

instant call cale

quantity get n

in set **Button** .BackgroundColor

of component select list item list call butte

index get n

if is in list? thing call

list get C

then else if is in list? thing

then else if

then else if

then else

call get

date get date

Show Warnings

Privacy Policy and Terms of Use



Blocks

- Built-in
 - Control
 - Logic
 - Math
 - Text
 - Lists
 - Dictionaries
 - Colors
 - Variables
 - Procedures
- Calendar_APP
- Arrangement_vertical2
 - Image1
- varCalendar
 - harHeadings
 - Label1
 - Label2

Rename Delete

Media

- Logo.png
- Logo_ecoco.jpg
- My_CSV.csv
- My_CSV_2_us.csv
- Upload File ...

Viewer

```
when File1 .GotText
  text
  do
    create empty list
    set global Table to list from csv table text get text
    for each Ligne in list get global Table
      do
        add items to list list get global Liste_Date_event
        item select list item list get Ligne
        index 4
    set Global_date .Text to get global Liste_Date_event

to color_buttons
  do
    for each n from 1 to length of list list call buttons by 1
      do
        initialize local date to call Clock1 .Add Days
        instant call calendar_base
        date call focus_date
        quantity get n
      in
        set Button .BackgroundColor
        of component select list item list call buttons
        index get n
        to
          if is in list? thing call Clock1 .FormatDate
          instant get date
          pattern "MM/dd/yyyy"
          list get global Liste_Date_event
        then else
          if is in list? thing call Clock1 .Weekday instant get date
          list list from csv row text "1,7"
        then else
          if
            call Clock1 .Month instant get date
            call Clock1 .Month instant call focus_date
          then
          else

to label_buttons
  do
    for each n from 1 to length of list list call buttons by 1
      do
        initialize local date to call Clock1 .Add Days
        instant call calendar_base
        date call focus_date
        quantity get n
      in
        set Button .FontBold
        of component select list item list call buttons
        index get n
        to
          get date = call focus_date
        set Button .Text
        of component select list item list call buttons
        index get n
        to call Clock1 .DayOfMonth
        instant get date

to first_date_of_month date
  result call Clock1 .Add Days
  instant get date
  quantity 1 - call Clock1 .DayOfMonth instant get date

to fit button
  do
    set Button .WidthPercent
    of component get button
    to 14

to focus_date
  result call Clock1 .MakeInstant
  from DatePicker1 .Text

to get date
  do
    set DatePicker1 .Text to call Clock1 .FormatDate
    instant get date
    pattern "MM/dd/yyyy"
```

Show Warnings

Blocks

- Built-in
 - Control
 - Logic
 - Math
 - Text
 - Lists
 - Dictionaries
 - Colors
 - Variables
 - Procedures
- Calendar_APP
 - Arrangement_vertical2
 - Image1
 - varCalendar
 - harHeadings
 - Label1
 - Label2

Rename Delete

Media

- Logo.png
- Logo_ecoco.jpg
- My_CSV.csv
- My_CSV_2_us.csv

Upload File ...

Viewer

```
when Menu Click
do open another screen screenName Screen1

when Don Click
do open another screen screenName SoutienAPP

when Calendrier Click
do open another screen screenName Calendar_APP

to refresh
do call color_buttons
do call label_buttons

to tag date
result call Clock1.FormatDate
instant get date
pattern yyyyMMdd

to test_tag
result call tag
date call Clock1.Now

to test1
result call Clock1.FormatDate
instant call first_date_of_month
date call Clock1.Now
pattern MM/dd/yyyy

to test2
result call Clock1.FormatDate
instant call calendar_base
date call Clock1.Now
pattern MM/dd/yyyy

to weeks
result make a list
call week1
call week2
call week3
call week4
call week5
call week6

to week1
result make a list
Button1
Button2
Button3
Button4
Button5
Button6
Button7

to week2
result make a list
Button8
Button9
Button10
Button11
Button12
Button13
Button14

to week3
result make a list
Button15
Button16
Button17
Button18
Button19
Button20
Button21

to week4
result make a list
Button22
Button23
Button24
Button25
Button26
Button27
Button28

to week5
result make a list
Button29
Button30
Button31
Button32
Button33
Button34
Button35

to week6
result make a list
Button36
Button37
Button38
Button39
Button40
Button41
Button42
```

Blocks

- Built-in
 - Control
 - Logic
 - Math
 - Text
 - Lists
 - Dictionaries
 - Colors
 - Variables
 - Procedures
- Calendar_APP
- Arrangement_vertical2
 - Image1
- varCalendar
 - harHeadings
 - Label1
 - Label2

Rename Delete

Media

- Logo.png
- Logo_ecoco.jpg
- My_CSV.csv
- My_CSV_2_us.csv
- Upload File ...

Viewer

when Button1 .Click
do call click index 1
call change_to_InfoAPP

when Button2 .Click
do call click index 2
call change_to_InfoAPP

when Button3 .Click
do call click index 3
call change_to_InfoAPP

when Button4 .Click
do call click index 4
call change_to_InfoAPP

when Button5 .Click
do call click index 5
call change_to_InfoAPP

when Button6 .Click
do call click index 6
call change_to_InfoAPP

when Button7 .Click
do call click index 7
call change_to_InfoAPP

when Button8 .Click
do call click index 8
call change_to_InfoAPP

when Button9 .Click
do call click index 9
call change_to_InfoAPP

when Button10 .Click
do call click index 10
call change_to_InfoAPP

when Button11 .Click
do call click index 11
call change_to_InfoAPP

when Button12 .Click
do call click index 12
call change_to_InfoAPP

when Button13 .Click
do call click index 13
call change_to_InfoAPP

when Button14 .Click
do call click index 14
call change_to_InfoAPP

when Button15 .Click
do call click index 15
call change_to_InfoAPP

when Button16 .Click
do call click index 16
call change_to_InfoAPP

when Button17 .Click
do call click index 17
call change_to_InfoAPP

when Button18 .Click
do call click index 18
call change_to_InfoAPP

when Button19 .Click
do call click index 19
call change_to_InfoAPP

when Button20 .Click
do call click index 20
call change_to_InfoAPP

when Button21 .Click
do call click index 21
call change_to_InfoAPP

when Button22 .Click
do call click index 22
call change_to_InfoAPP

when Button23 .Click
do call click index 23
call change_to_InfoAPP

when Button24 .Click
do call click index 24
call change_to_InfoAPP

when Button25 .Click
do call click index 25
call change_to_InfoAPP

when Button26 .Click
do call click index 26
call change_to_InfoAPP

when Button27 .Click
do call click index 27
call change_to_InfoAPP

when Button28 .Click
do call click index 28
call change_to_InfoAPP

when Button29 .Click
do call click index 29
call change_to_InfoAPP

when Button30 .Click
do call click index 30
call change_to_InfoAPP

when Button31 .Click
do call click index 31
call change_to_InfoAPP

when Button32 .Click
do call click index 32
call change_to_InfoAPP

when Button33 .Click
do call click index 33
call change_to_InfoAPP

when Button34 .Click
do call click index 34
call change_to_InfoAPP

when Button35 .Click
do call click index 35
call change_to_InfoAPP

when Button36 .Click
do call click index 36
call change_to_InfoAPP

when Button37 .Click
do call click index 37
call change_to_InfoAPP

when Button38 .Click
do call click index 38
call change_to_InfoAPP

when Button39 .Click
do call click index 39
call change_to_InfoAPP

when Button40 .Click
do call click index 40
call change_to_InfoAPP

when Button41 .Click
do call click index 41
call change_to_InfoAPP

when Button42 .Click
do call click index 42
call change_to_InfoAPP

to change_to_InfoAPP
do call TinyDB2 .StoreValue
tag date
valueToStore DatePicker1 .Text
open another screen screenName InfoAPP

Show Warnings

Blocks

- Built-in
 - Control
 - Logic
 - Math
 - Text
 - Lists
 - Dictionaries
 - Colors
 - Variables
 - Procedures
- Calendar_APP
- Arrangement_vertical2
 - Image1
- varCalendar
 - harHeadings
 - Label1
 - Label2

Rename Delete

Media

- Logo.png
- Logo_ecoco.jpg
- My_CSV.csv
- My_CSV_2_us.csv
- Upload File ...

Viewer

The code in the viewer consists of several event-driven blocks:

- Buttons 37-42:** Each button click event triggers a sequence of blocks: 'click' (index 37-42), 'change_to_InfoAPP'.
- DatePicker1 AfterDateSet:** A block that sets the text of DatePicker1 to the formatted date from Clock1 (pattern 'dd/MM/yyyy'), gets the date, refreshes, and sets the text again.
- Calendar_APP Initialize:** A block that iterates through a list of buttons, fits them, gets them, sets DatePicker1 text to the current date from Clock1 (pattern 'MM/dd/yyyy'), gets the date, refreshes, and reads from a file named 'global fichier'.

Warning icons: 0 warnings, 0 errors. **Show Warnings** button.

Blocks

- Built-in
 - Control
 - Logic
 - Math
 - Text
 - Lists
 - Dictionaries
 - Colors
 - Variables
 - Procedures
- InfoApp
 - Arrangement_vertical2
 - Image1
 - Arrangement_vertical1
 - Arrangement_horiz
 - dernier
 - suisant

Rename Delete

Media

- Logo.png
- Logo_ecoco.jpg
- My_CSV.csv
- My_CSV_2_us.csv

Upload File ...

Viewer

Show Warnings

```
when Menu2 Click
do open another screen screenName Screen1

when Calendrier2 Click
do open another screen screenName Calendar_APP

when Don2 Click
do open another screen screenName SoutienAPP
```

```
initialize global Table to create empty list
initialize global fichier to //My_CSV_2_us.csv
initialize global event_of_day to create empty list
initialize global index_list_events to 1
```

```
when InfoApp Initialize
do call File1 ReadFrom
   fileName get global fichier
```

```
when File1 GotText
text
do set global Table to list from csv table text get text
set global event_of_day to create empty list
for each Ligne in list get global Table
do
  if TinyDB2 GetValue tag date index 4
     valueIfTagNotThere false
  then add items to list list get global event_of_day
     item get Ligne
  if length of list list get global event_of_day = 0
  then set Message_nothing Text to Il n'y a rien de prévu aujourd'hui
  else set ListView1 Elements to select list item list get global event_of_day
     index get global index_list_events
```

```
when dernier Click
do set global index_list_events to get global index_list_events - 1
  if length of list list get global event_of_day < get global index_list_events or get global index_list_events <= 0
  then set global index_list_events to get global index_list_events + 1
  else set ListView1 Elements to select list item list get global event_of_day
     index get global index_list_events
```

```
when suisant Click
do set global index_list_events to get global index_list_events + 1
  if length of list list get global event_of_day <= get global index_list_events or get global index_list_events <= 0
  then set global index_list_events to get global index_list_events - 1
  else set ListView1 Elements to select list item list get global event_of_day
     index get global index_list_events
```



Blocks

- Built-in
 - Control
 - Logic
 - Math
 - Text
 - Lists
 - Dictionaries
 - Colors
 - Variables
 - Procedures
- SoutienAPP
 - Arrangement_vertical2
 - Image1
 - Arrangement_vertical1
 - Label1
 - PUB
 - Bouton3

Rename Delete

Media

- Logo.png
- Logo_ecoco.jpg
- My_CSV.csv
- My_CSV_2_us.csv

Upload File ...

Viewer

```
when Menu .Click
do open another screen screenName Screen1

when Calendrier .Click
do open another screen screenName Calendar_APP

when Don .Click
do open another screen screenName SoutienAPP

when PUB .Click
do set ActivityStarter1 .DataUri to "https://www.youtube.com/watch?v=dQw4w9WgXcQ"
set ActivityStarter1 .Action to "android.intent.action.VIEW"
call ActivityStarter1 .StartActivity

when DONS .Click
do set ActivityStarter2 .DataUri to "https://www.paypal.com/fr/home"
set ActivityStarter2 .Action to "android.intent.action.VIEW"
call ActivityStarter2 .StartActivity
```

Show Warnings